

Executive Director's Report

December 2023

What's New @ AHML

Tinker at Prospect High School

Once a month, Youth Services staff visit local high schools during their lunch blocks, equipped with crafts and activities. This school year, the library was able to add Prospect High School as a new location for this outreach service. During the first visit in October, 114 teens joined library staff from Arlington Heights and Mount Prospect Public Library to play Pumpkin Tic-Tac-Toe and make meme-inspired buttons. In November, 61 teens stopped by during their lunch to play table hockey and make beaded keychains.



Outreach and Community Engagement

Business Outreach Event at Makerplace



Business Services Advisor Diane Malik partnered with the Makerplace to host an outreach event for the Arlington Heights Manufacturing Education and Advocacy Program. The 42 attendees were business owners and managers in the manufacturing industry, as well as members of the Village of Arlington Heights Economic Alliance board, Arlington Heights School District Apprenticeship Program, and IMEC (Interuniversity Microelectronics Centre), an organization offering manufacturing grants.

Diwali Celebration



Youth Outreach specialists celebrated Diwali on November 13 with 80 customers at the Stonebridge of Arlington Heights bookmobile stop. Customers enjoyed four activities all emphasizing light—shiny bookmarks, neon painted fireworks, colorful rangoli designs and giveaway light sticks to make bracelets or tossing

rings. All the families were absolutely thrilled to celebrate with the library and commented on how special it was. Staff look forward to offering this celebration annually.

Olive School Multicultural Night

On November 16, staff engaged children and parents at Olive-Mary Still School's yearly Multicultural Night with activities and crafts. Kids tested their knowledge with a geography quiz and made a turkey craft. Sixty-one customers visited the library station at the event.



TAG and TAB Craft Placemats for Meals on Wheels

The Tween Advisory Group and the Teen Advisory Board collaborated on a shared project at their respective November meetings. Both groups used foam pieces to weave and decorate Thanksgiving placemats. Nearly 100 carefully created placemats were donated to Meals on Wheels participants in Wheeling Township during the week of Thanksgiving. Extra placemats were given to those who participate in the lunch program at the Arlington Heights Senior Center. One recipient was so delighted, he showed off his placemat to a friend saying, "Look what I got with my lunch!"



Harper Experience Day

On a Saturday morning in November library staff participated in the Harper Experience Day, an annual free community event that is designed to ease uncertainties of students and families that have not had exposure to the college experience. Staff brought hands-on activities and inspiration to 235 participants.



Serving Our Community

Veteran's Tree Exhibit + Partnership



Programs and Exhibits (P&E) staff partnered again with local nonprofit SALUTE, Inc. to celebrate local Veterans with a unique community-generated exhibit. P&E Specialists worked with SALUTE to create the framework for this participatory display with companion events. Graphics Supervisor Brian Benson designed The Veteran's Tree, which debuted November 1. That night, 39 Veterans and their family members stopped by and made personalized ornaments for the tree featuring photographs of their Veteran. The library provided

decorating supplies and assistance scanning and printing photographs to create ornaments for the tree. A second decorating event was held on Sunday, November 12 when the library hosted The Arlingtones for an afternoon concert and reception. Mary Beth Beiersdorf, Director of SALUTE, Inc., said a few words prior to the show, then The Arlingtones put on a great show of popular music and patriotic tunes.

In addition to the decorating events, 62 customers picked up decorating kits to create their ornaments at home. Throughout its stay on the first floor, the tree featured 56 ornaments. Eileen Daday featured this community-generated exhibit and partnership on Suburb Talk.

SALUTE, INC. is a local nonprofit providing for the financial, physical, and emotional needs of injured military service members, Veterans, and their families.

80 Minutes Around the World: Immigration Stories

Programs and Exhibits staff hosted Nestor "The Boss" Gomez and his handpicked team of storytellers for an amazing night of storytelling. Nestor curates 80 Minutes Around the World to feature stories of immigrants, refugees, asylum seekers and their descendants and allies. Each storyteller brought a unique perspective to the event. Their stories mixed humor with real life issues related to immigration -- some were hilarious while others were heartbreaking, yet each packed a powerful message.



Sunday Musicale: the Covington Crew

One hundred and fifty attendees enjoyed another terrific Sunday Musicale. The Covington Crew played a diverse set with a wide range of styles including Bluegrass, original al-country, older country, Celtic/Irish, Finnish (including a singalong), Cajun, a murder ballad, and a fast train song. The band's fiddle player was a super talented force and soloist.

At the time of reporting, the 2023 Sunday Musicale season has wrapped and reached an incredible 1,013 attendees over ten shows. It remains one of the highest attendance series the library offers annually with thanks to funding from the Friends of the Library, who have renewed their commitment to sponsoring Sunday Musicale 2024!



Spanish Language Financial Program for District 214

Info Services Librarian Barb Powers and Community Engagement Liaison Catalina Shin collaborated to host a program about financial credit for students in District 214 GED program for Spanish speakers. The speaker presented information in Spanish on obtaining credit and maintaining a good credit score. The students were engaged and asked a lot of questions. After the program, Catalina led the class on a tour of the library.

Play, Learn and Grow

Play, Learn & Grow Family Workshops connected 16 local families (42 individuals) with the library, local resources, and each other. Babies and toddlers enjoyed hands-on play throughout the Hendrikson Room. Parents and caregivers met and bonded with each other, as well as with five early childhood specialists. These individuals shared their knowledge on childhood health (Karen Presutti, Clinical/Community Educator, Northwest Community Hospital), behavior consulting (Danyale Washington, Sweet Piece Solutions) music therapy (Loren Goodman, Prospect Music Therapy), occupational therapy (Meribeth Cassidy, Step Forward Therapy), and early literacy (Allison Parker, Early Learning Librarian). One mom expressed, "this is so nice!," going on to explain how playtime at home is full of distractions – chores, emails, other things she should be thinking about. "Here, I can focus on playing with him."



Jim Gill Concert

The one and only Jim Gill, musician, author and child development specialist gave another phenomenal performance to 148 attendees on Saturday, November 18. Jim had all ages engaged and enriched through singing and dancing. We are so thankful for the joy he brings through music and movement to the community.



Tween and Teen Culinary: Sweet Hand Pies

Chef Jen Paleracio led 17 tweens and 17 teens in the step-by-step process of making mini apple pies from scratch. Participants worked with a partner to mix and knead the pie dough paying close attention to the texture as the dough came together. After carefully chopping apples, the entire group gathered around the cooktop to watch Chef Jen create a delicious smelling filling using their freshly chopped fruit and sugar. They returned to their workstations to roll, cut and fill their dough. One family reported back that their tween whipped up a second batch of hand pies after returning home from the class with her new recipe and skills.



Magic Macarons

Kristen Ryan of Meringue Chicago brought French baking to the Makerplace kitchen with Macarons. Macarons are a highly requested topic from program attendees and staff brought in a seasoned macaron chef to the kitchen. In this combination demonstration and hands-on class, Kristen showed attendees how to make the batter for the shells, and then divided it amongst those in the class so they could practice piping the shells. While the shells were baking Kristen demonstrated how to make the buttercream filling, again dividing it amongst the participants so they could practice filling their freshly baked shells. While demonstrating the different steps and skills required for this notoriously difficult cookie, Kristen answered questions from the audience, and explained her reasoning behind keeping the measurements in the metric instead of converting to the Imperial system.

Muffins and Scones

Emily Paster returned to the Makerplace Kitchen on Saturday, November 18 to show attendees the ins and outs of making the perfect muffins and scones. A total of 36 attendees (attending two class sessions) tried out multiple kitchen skills while making blueberry and lemon muffins as well as cranberry and orange scones. Emily demonstrated the recipes at the chef's station and walked the groups through the science behind each type of baked good before walking around to each table to assist them in making a batch of each on their own. Everyone got to taste muffins straight out of the oven and take their fresh scones and muffins home to share with their families.

Thanksgiving Sides with Chef Grace

Chef Grace Goudie held FOUR sessions of her popular Thanksgiving Sides class during November – a total of 35 student chefs attended on Sunday, November 12, and 34 on Tuesday, November 14. In each class, neighbors worked together to learn four recipes, ready for the holiday table. At their tables, they made creamy butternut squash soup, while Chef Grace made batches of her cranberry cobbler, truffled brussels sprouts gratin, and hot honey sweet potatoes for tasting. As in most culinary classes, attendees had wonderful questions about modifications, substitutions, and sourcing ingredients. Grace is always a wealth of information and helps attendees prepare to successfully make her recipes at home.

Monthly Partnership with PADS sites “Meal Makers at the Makerplace”

Staff celebrate another successful month getting hands in the Makerplace kitchen to cook meals for Journeys' residents using PADS (Public Action to Deliver Shelter) site's locations in Arlington Heights. The community meal makers enjoyed making enchiladas, salad, dessert and packing brown bag lunches all delivered to the First Presbyterian Church. The 16 participants expressed gratitude to be able to help with this cause and were inspired to try these recipes at home!



Kitchen programming

This month, the Makerplace kitchen reached a new record high in attendance at culinary events! A total of 237 attendees were in the kitchen in November.

Craft Swap

On Sunday, November 19, the Makerplace hosted its first Craft Swap. Customers who donated materials received an early admission ticket for the day of the Craft Swap. As materials were collected, staff worked with volunteers to sort and organize them. Thousands of amazing items were donated including more than 100 sewing patterns (even Barbie clothes patterns and patterns from the 1960s), bolts of fabric, scrapbooking supplies, art supplies, sewing supplies, embroidery and fiber crafting supplies, storage containers, tools, and everything in between.

The morning of the swap, customers with tickets lined up outside of the Makerplace waiting for the doors to open. Seventy-seven customers attended, with 60 of them entering as part of early admission. At the close of the day, remaining items were boxed up and donated to local charities: Greener Good in Palatine and WasteShed in Evanston. Both charities provide a reliable resource for repurposed art, craft, and school materials used by crafters, artists, and educators.



From Vision to Reality: Community of Practice in Practice

A couple who has regularly attended the Inspired By Art Night program for the past year, wanted to surprise the group with baked treats. This thoughtful plan was an informal celebration of the time that the participants have spent creating together. The couple and a few other customers baked trays of incredibly special sweets for everyone to enjoy at November's program. Some of the treats were made using recipes from the Inspired by Cooking Night programs, which were created because of the success of the Inspired By Art Night concept. These programs have successfully created a strong level of community, an envisioned goal of the Makerplace.



Passive Project, Button Making Pop Up!



Seventy-six customers enjoyed an opportunity to create their very own buttons at the Makerplace in November at the Button-Making Pop-Up. Makerspace Advisor, Alle Volz developed instructions, themed coloring pages, and a welcoming user-friendly station to guide makers through their first foray into button-making.

Arlington Heights Memorial Library

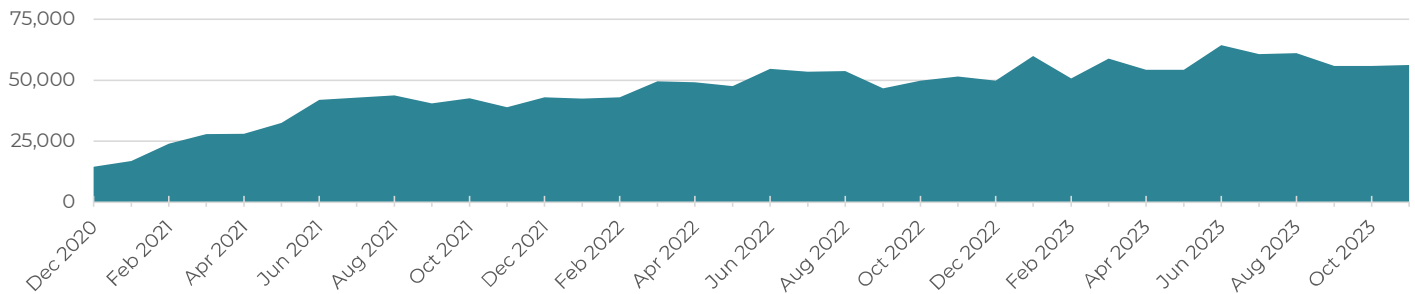
November 2023 Dashboard

Library Visits

78.6% of library customers in November visited the Main Library. Year to date, library visits are up 16.8%.

	November			2023 YTD	2022 YTD	Change
Main Library	44,242	78.6%		507,547	440,211	15.3%
Drive-Up	5,059	9.0%		55,988	58,216	-3.8%
Outreach	2,482	4.4%		19,065	N/A	
Makerplace	1,890	3.4%		14,415	12,309	17.1%
Bookmobile	1,593	2.8%		23,403	19,553	19.7%
Senior Center	1,004	1.8%		11,610	10,993	5.6%
Total	56,270	100%		632,028	541,282	16.8%

Total Visits



Room Use	November	2023 YTD	2022 YTD	Change	Trend
Hendrickson Room	8	123	105	17.1%	
Conference Rooms	1,304	13,025	10,918	19.3%	
Total	1,312	13,148	11,023	19.3%	

December 2022-November 2023

Library Cards ¹	November	2023 YTD	2022 YTD	Change	Trend
Resident	312	4,608	4,361	5.7%	
Reciprocal	99	1,383	1,039	33.1%	
Purchased	0	6	4	50.0%	
Total	411	5,997	5,404	11.0%	

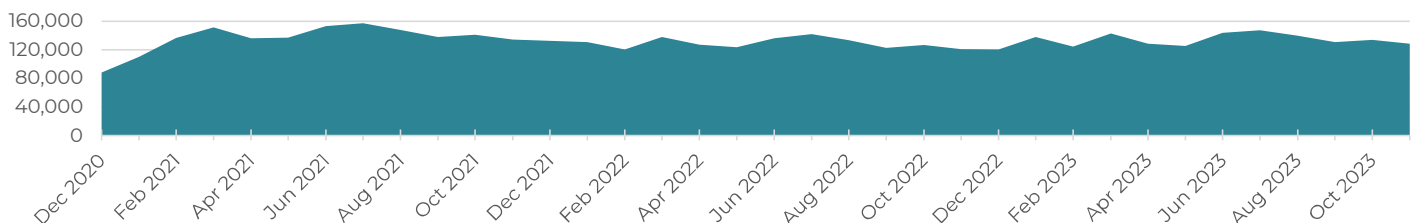
December 2022-November 2023

Circulation

16.4% of checkouts in November were Downloadable items. Year to date, total checkouts are up 4.2%.

	November			2023 YTD	2022 YTD	Change
Print	73,790	57.3%		859,618	828,952	3.7%
Audiovisual	25,113	19.5%		280,675	287,543	-2.4%
Downloadable	21,073	16.4%		239,683	215,538	11.2%
Other	8,604	6.7%		98,039	85,850	14.2%
ILL	302	0.2%		4,029	3,855	4.5%
Total	128,882	100%		1,482,044	1,421,738	4.2%

Total Checkouts



¹ New cards only. Does not include renewals.

Arlington Heights Memorial Library

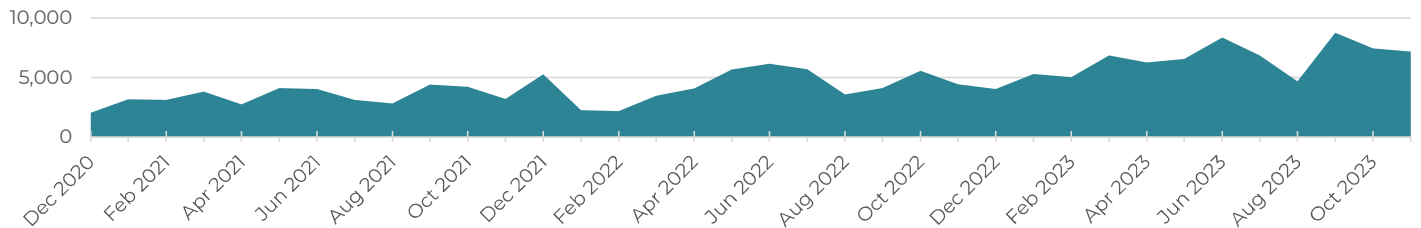
November 2023 Dashboard

Programs

3,222 customers attended Children programs in November, which represents 44.9% of all program attendees. Year to date, program attendance is up 55% across all audiences and program sessions are up 8.6%.

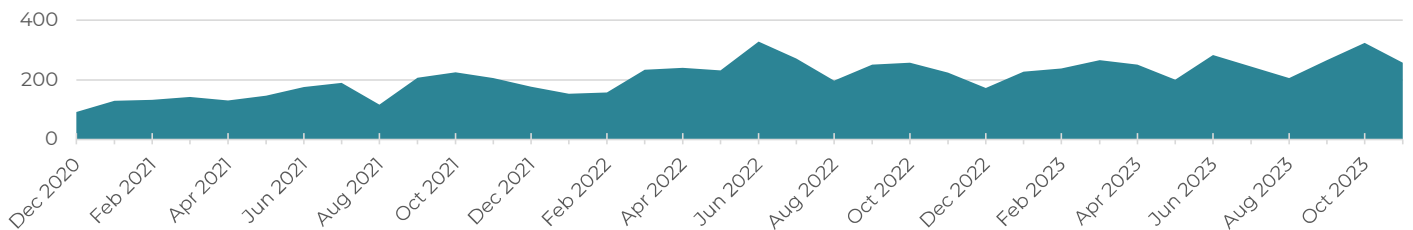
	Attendance	November		2023 YTD	2022 YTD	Change
Children	3,222	44.9%		35,073	18,066	94.1%
Adult	2,667	37.1%		33,623	25,348	32.6%
Teen	1,293	18.0%		4,629	3,903	18.6%
	7,182	100%		73,325	47,317	55.0%

Attendance



	Sessions	November		2023 YTD	2022 YTD	Change
Adult	165	64.2%		1,784	1,661	7.4%
Children	77	30.0%		812	715	13.6%
Teen	15	5.8%		169	171	-1.2%
	257	100%		2,765	2,547	8.6%

Sessions



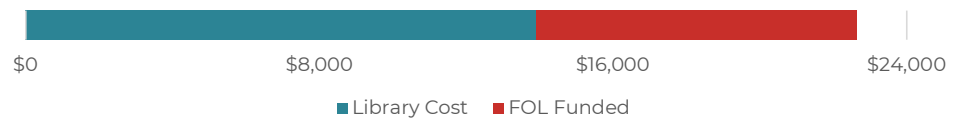
Total Program Cost

\$22,626.59

FOL Funded

\$8,725.00

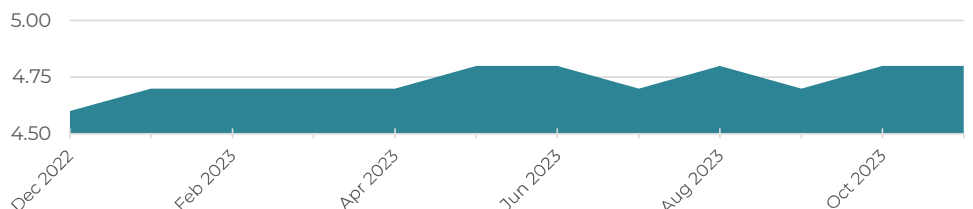
38.6%



Program Satisfaction

4.8 / 5

out of 89 programs



Supplementary Programs and Activities²

	November	Trend	2023 YTD	2022 YTD	Change
Attendance	2,110		39,960	29,640	34.8%
Sessions	22		241	237	1.7%

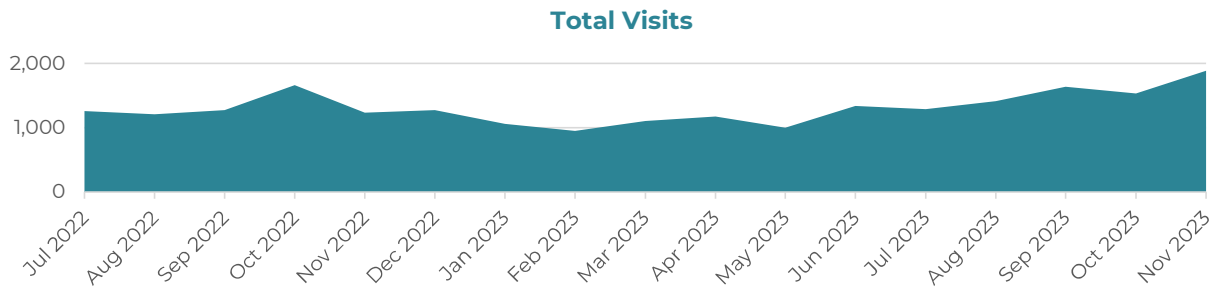
December 2022-November 2023

²Supplementary programs and activities are planned events where customers participate on their own, instead of at a designated time with a group. Registration is not required.

Arlington Heights Memorial Library Makerplace

November 2023 Dashboard

	November	% New Users	2023 YTD	2022 YTD	Change
Makerplace Visits	1,890	6.9%	14,415	12,309	17.1%
New Users³	November		2023 YTD	2022 YTD	Change
Makerplace	63	48.5%	635	525	21.0%
Kitchen	44	33.8%	224	259	-13.5%
Makerplace & Kitchen	23	17.7%	156	302	-48.3%
Total	130	100%	1,015	1,086	-6.5%



	November		2023 YTD	2022 YTD	Change
Equipment Usage⁴					
Fabrication	259	52.7%	1,890	1,263	49.6%
Small Tools	88	17.9%	616	210	193.3%
Sewing	75	15.3%	546	361	51.2%
Technology	63	12.8%	392	204	92.2%
Art	6	1.2%	50	26	92.3%
Total	491	100%	3,494	2,064	69.3%

	November		2023 YTD	2022 YTD	Change
Program Attendance⁵					
Culinary	203	47.2%	1,373	1,090	26.0%
Maker	127	29.5%	1,060	715	48.3%
Tour	17	4.0%	175	196	-10.7%
Other	83	19.3%	313	184	70.1%
Total	430	100%	2,921	2,185	33.7%

	November		2023 YTD	2022 YTD	Change
3D Print Jobs	173		1,613	737	119%

	November
eLearning⁶	334

³ Measured by number of waivers signed for maker/fabrication, kitchen, or both

⁴ **Fabrication**: all fabrication room equipment except 3D printers; **Small Tools**: soldering irons, hand tools; **Technology**: design computers

⁵ **Culinary**: kitchen programming; **Maker**: hands on making programs (3D printing, laser cutting, sewing); **Tour**: attendance of facility tours prescheduled or drop-in

⁶ Niche Academy views of Makerplace resources

**ARLINGTON HEIGHTS MEMORIAL LIBRARY
FINANCIAL DASHBOARD
NOVEMBER 2023 BOARD MEETING**

92% of Fiscal Year Lapsed			
Fiscal Year - 2023			
	Full Year	Year to Date	
	<u>Budget</u>	<u>Actual</u>	<u>%</u>
REVENUES			
Taxes	\$ 15,212,000	\$ 10,362,418	68%
Intergovernmental	\$ 114,572	\$ 100,674	88%
Fees	\$ 31,600	\$ 44,177	140%
Fines	\$ 10,000	\$ 13,092	131%
Interest	\$ 5,000	\$ 413,496	8270%
Other*	\$ 191,400	\$ 181,824	95%
Total Revenues	\$ 15,564,572	\$ 11,115,682	71%
EXPENDITURES			
Personal Services	\$ 11,848,627	\$ 9,726,876	82%
Contractual Services	\$ 1,797,123	\$ 1,539,611	86%
Commodities	\$ 2,246,902	\$ 1,900,357	85%
Other Charges	\$ 54,564	\$ 19,264	35%
Property	\$ 98,590	\$ 59,344	60%
Total Operating Expenditures	\$ 16,045,806	\$ 13,245,452	83%
YTD b/(w)	\$1,463,204		
Capital Expenditures	\$ 1,780,413	\$ 821,797	46%
Total Expenditures	\$ 17,826,219	\$ 14,067,249	79%

*Other Revenue includes donations and FOL reimbursements, as well as sales of library bags, Digital Services & Makerplace items, and vehicle stickers.

Personnel			
	Full Time	Part Time	FTE
2023 Budget	86	164	158.56
Actual Headcount 10/31/2023	84	135	
New Hires November	2	2	
Separations November	3	6	
All Other, Net November		1	
Actual Headcount 11/30/2023	83	131	145.13
YTD Volunteer Hrs	22,141	Annualized FTE	11.35

Capital Projects			
	2023 Budget	2023 Expenses to Date	Status/Notes
<i>KW Redesign (Phases 1 &2)</i>	\$ 699,253	\$ 455,999	In progress
<i>Circ Lockers</i>	\$ 42,500	\$ 2,971	In progress
<i>Hendrickson AV Equipment</i>	\$ 100,000	\$ 100,618	Complete
<i>Staff/Public Computers</i>	\$ 187,110	\$ 168,631	Complete
<i>Door Access Controllers</i>	\$ 27,500	\$ -	In progress
<i>South Parking Lot Lighting</i>	\$ 15,000	\$ 13,296	Complete
<i>Chillers and Cooling Towers</i>	\$ 565,000	\$ 30,223	NTE \$576,912 (\$549,440 + 5% contingency) Partially delayed to 2024
<i>All Gender Restroom</i>	\$ 30,000	\$ -	
<i>Makerspace</i>			
<i>Partnership on Belmont Lot</i>	\$ 64,050	\$ -	Revisiting in 2024
<i>Replace Windows</i>	\$ 50,000	\$ 50,059	Complete
Total Capital Project Fund	\$ 1,780,413	\$ 821,797	46%