

Executive Director's Report

August 2023

What's New @ AHML

Global Goodies

Seventeen tweens participated in a series of clues and a gradual uncovering of a photo collage to reveal the destination of the inaugural Global Goodies program. Participants tasted a variety of Turkish snacks while



learning about common foods eaten in Turkey and their cultural significances. Tweens voted on their favorite snacks and thoughtfully shared feedback on the different tastes, textures and ingredients. Everyone approached the unfamiliar snacks with an open mind and was willing to try everything from pomegranate pop to roasted white chickpeas. Attendees unanimously voted to have the program and eagerly await finding out what the next destination will be.

Interview Leave Behind

This month Info Services Librarian Brittany Coleman partnered with Kate Henry at the Makerplace for “Interview Leave Behinds” for job seekers. Seven attendees met at the Makerplace to learn how to use the laser cutter and Cricut machine to create tiny envelopes and business cards that they can leave behind at their next interview. Many customers had never been to the Makerplace before, and this new program gave them a chance to get a first-hand look at all the equipment and tools available.



Outreach and Community Engagement

Outreach to Families at Stonebridge

Throughout the summer, Youth Services staff visit the Stonebridge of Arlington Heights apartment complex each Monday alongside the bookmobile for its weekly stop. In June and July, activities included yard games, scavenger hunts and crafts. Kids enthusiastically run or ride their bikes to see what activities have been brought each week. It is a wonderful way to engage with library customers outside of the library.



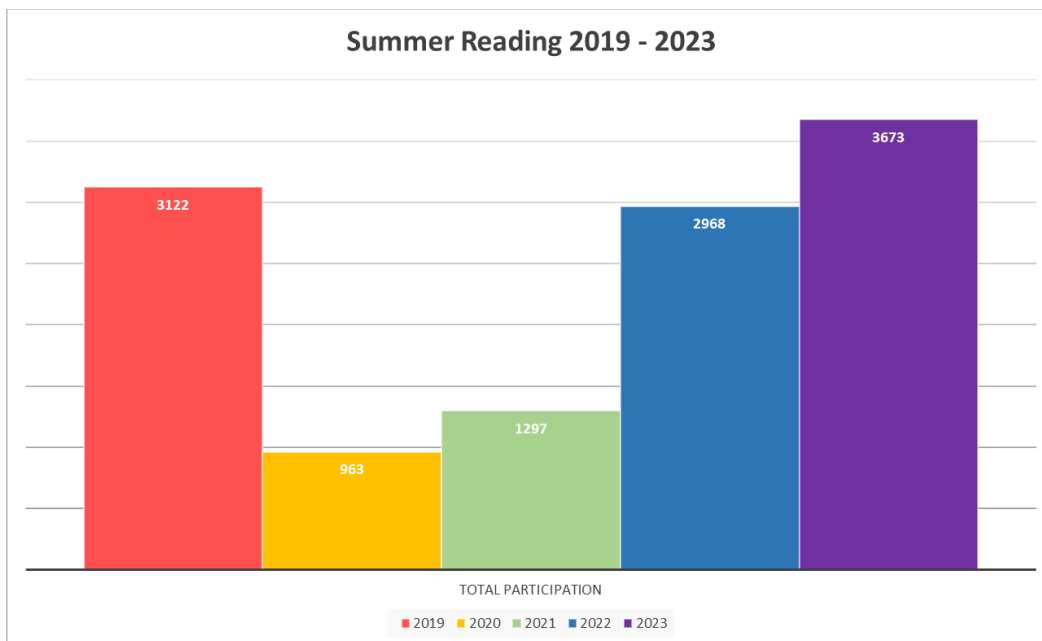
Makerplace at Frontier Days

Makerplace and Circulation staff had the opportunity to meet and chat about the Makerplace with 326 curious makers at Frontier Day’s 2023 Market Place craft show. The craft fair is a great fit to connect with current and future Makerplace makers. Communications and Marketing also prepared a short video that was displayed on the Frontier Main Stage during Frontier Days showcasing the Makerplace and its services.

Serving Our Community

Summer Reading

From June 1 through July 31, 3,673 youth ages 0–18 participated in Summer Reading, far surpassing the previous high mark of participation set in 2019. Customers entering Kids’ World were greeted with the sight of hundreds of blue and red balls, each one personalized and added by a child who registered. With the help of friendly teens from the Summer Volunteer Squad, kids who signed up received custom Summer Reading sunglasses along with their reading logs. In the Hub, teens who signed up got to take home a frisbee with the Hub’s logo. Throughout the summer, participants had the chance to play Plink-O or spin the prize wheel to win take home activities. The projects ranged from making song cubes for babies, to building sizzling volcanoes for kids, to customizing fabric patches for tweens. Participants earned a free book for every 30 days of reading. Exciting prizes and encouraging atmosphere led to a total of over 50,000 days of reading logged across age groups.



Summer Volunteer Squad

This summer, 113 Arlington Heights teens grades 7–12 gave back through the Summer Volunteer Squad (SVS) program. In 2023, SVS was comprised of six different squads that met weekly to focus on various service projects. In total, teen volunteers clocked around 1,136 service hours in June and July, presented ten library programs and completed other projects to support the library and the community.

Reading Table Team Squad volunteers managed the Summer Reading Desk in Kids' World each day throughout the week. These teen volunteers helped register the 3,673 youth who signed up for Summer Reading through the end of July and are a key component to the success of Summer Reading!



Summer Volunteer Squad—Maker Squad

This year's Maker Squad culminated in an afternoon of fun at the Tween Makerplace Takeover. Staff lead the Maker Teen Squad to prepare them to teach 14 tweens about the Dremel laser cutter and the Cricut cutting machine. The teens' hard work helped inspire the next generation of makers, with many tweens making plans to come back and create more at the Makerplace.



District 25 Cards

Circulation Assistants issued 216 library cards via the library's partnership with District 25 during school registration to children attending District 25 elementary and middle schools this fall.

FanCon 2023

A record number of 905 fans of all ages joined us for our seventh FanCon on Sunday, July 16 – a new day of the week for the beloved event. During this five-hour event, attendees celebrated fandoms of all kinds with cosplay, art, crafts and programming. In the Hendrickson Room, guests perused the art and comics in Artists Alley, competed in a heroes vs. villains trivia game, and caught performances from improv group RPG-13 and video game rock band Arc Impulse. On the first floor, a spooky Wednesday – themed scavenger hunt familiarized out of town guests with the space and everything we have to offer. Video game fans competed in Pac-Man and Super Smash Bros



tournaments or joined in on a mission with the Artemis Spaceship Bridge Simulator. The Hub and Kids' World featured crafts for the whole family, including Fandom Felt Pennants, mini book keychains, mermaid tails, and Mario fire flowers. The Lindsey Room was transformed into an enchanted forest for a picnic with Alice and Rapunzel, a Dungeons & Dragons character making workshop, and a drawing workshop from cartoonist Mark Anderson. New this year, FanCon extended beyond the walls of the library into our POW! Pavillion in the library's parking lot. Guests enjoyed the outdoor activities, including an acrobat extravaganza from CirquesExperience, magic from Kazar the Timewave Wizard, and pirate sword training by Andrew Trygstad.



To relive the fun energy from the event, [visit our YouTube channel for a recap video](#) created by Chris Smith and Stephanie Battista. A special thank you to the Friends of the Library for providing funds for this event!

Makerplace staff were thrilled to have a booth in the Artist's Alley section of FanCon. Staff had a great time networking with 323 customers interested to hear what the Makerplace had to offer and customers who made their FanCon costumes at the Makerplace itself.



Globetrotters: Uzbekistan

Nine kids “traveled” half-way across the world to Uzbekistan on July 13 from the comfort of the library’s Lindsey Room. At this month’s Globetrotters, a monthly program for grades K–3, attendees played a guessing game to locate the country on the world map and made a 3D model of the landscape, gaining exposure to social studies vocabulary along the way. Next, they were guided through stations that displayed glimpses of the Central Asian country’s rich culture. Kids assembled puzzles to learn the ingredients for a famous dish, used photos of Uzbek architecture to design their own buildings and tried out writing their names with the Cyrillic alphabet. The biggest hit of the program was creating an ikat textile pattern using markers, paper towels and a spray bottle.



Open Mic Night at the Museum

Programs & Exhibits staff hosted an Open Mic night, Saturday, July 29, on the Arlington Heights Historical Museum grounds. The weather cooperated and 38 folks attended a wonderful night of readings, comedy and music. The audience brought lawn chairs and blankets, snacks and drinks, and engaged with one another throughout. Those who attended are looking forward to more Open Mics, with the next scheduled in December.



Sunday Musicale in the Park with Four Star Brass Band

July 30 marked the second in our series of summer concerts in the park, sponsored by the Friends of the Library. Programs & Exhibits staff welcomed 113 music lovers to see a lively performance by North Star Brass Band. The band was terrific from start to finish and included and demonstrated the history of the New Orleans’ “Second Line” street march tradition, which audience members of all ages eagerly joined in, marching behind the band.



Dilla Thomas' Everything Dope in America Comes from Chicago

On July 18, Tik Tok star and Chicago Historian Sherman Dilla Thomas visited Arlington Heights to share some of the amazing things that originated in Chicago. Dilla began his talk with the origin of why Chicagoans use the word “pop” instead of soda. Eighty-eight attendees across ages (and including peer library staff) were fully enraptured by Dilla’s gripping history-telling. They learned that Black History Month originated in Chicago, all about Ida B Wells, and more. Programs & Exhibits staff welcomed attendees with an array of classic Chicago snacks such as Garretts Popcorn, Jays Potato Chips, Giardiniera, Lemon Heads, Red Hots, Hostess snacks, Green River and RC cola, which really set the mood for this educational and entertaining event.



Kung Fu in the Park: Health and Mindfulness



July’s Kung Fu in the Park, hosted by Program & Exhibits Specialist Neal Parker, brought a nice crowd of 21 out on a hot Sunday. Instructor, Sifu Cyrus, tailored this session to focus on health and mindfulness, a topic that is increasingly popular with customers. The forms and exercises were modified to emphasize focus and concentration. This worked well for everyone, but especially older attendees. Attendance to Kung Fu sessions has doubled since last year and survey results have been outstanding.

Art with Alayne Students Inspired by Van Gogh

Art with Alayne students tried pen and ink drawings for the first time, inspired by Van Gogh’s *Starry Night*.

“Alayne’s stroke-by-stroke teaching technique helps people create impressive artwork, even if they have limited artistic experience. Also, because we have to totally immerse ourselves in the process, it is a mindful and calming experience.” “This program is further evidence of AHML’s commitment to serving our community. Thank you!”

- **Starry Night** by An Art with Alayne Student



Book Me

During July, **39 Book Me requests were completed, which is a record high.** This is due to promotion and customers filling out a Book Me request as part of the Summer Reading challenges.

Mock Job Interviews with Have Dreams



Have Dreams, a local partner organization that serves individuals and their families living with Autism Spectrum Disorder (ASD), recently reached out to ask for interview assistance for students completing their job training program. Senior and Accessible Services Supervisor Katie Myers organized a library tour and scheduled mock interviews with library staff. Rounding out the visit, Human Resource staff explained the library's hiring process and offered job search tips.

In addition to assisting the students, the partnership provides library staff with experience interviewing candidates with diverse needs.




Inspired By Art Night

Inspired By Art Night was a hit for 16 customers who learned about Morgan Harper Nichols. Participants painted their own inspirational bookmark in the style of Nichols.



D&D Miniatures Painting Program and Foam Crafting Workshop

Makerplace Specialist Lisa Hale introduced our first ever Dungeons & Dragons Miniatures Painting program. The six participants of the program had a lot of fun and there is much enthusiasm for repeating this program.



Lisa also organized and assisted the Makerplace's first ever foam crafting workshop. The seven attendees learned the basics of foam crafting.



Garden and Produce Swap

Sunday, July 23 marked our fourth Garden and Produce swap of the season. Programs & Exhibits staff facilitated swaps between 26 gardeners on the lawn of the Makerplace. Master gardener John Kapica was also on hand to answer attendees gardening questions. Produce from the library's St. Viatorian giving garden plot, including kale, green pepper, and sage was part of the swapping. Garden and produce swaps continue through September, on the fourth Sunday of each month.

Meal Planning and Prep

Kristyn Slick returned to the Makerplace Kitchen to teach two classes on how to plan and prep meals – a frequently requested culinary topic. A total of 33 attendees enjoyed Kristyn's demonstration of three recipes: apple pie overnight oats, mini frittatas, and a sheet pan meal using chicken and veggies. After the demonstration, each attendee was able to prep their own grain bowl with items that Kristyn prepared ahead of time including Turkey meatballs, rice, quinoa, veggies and homemade tzatziki.

Adult Tie Dye



Programs & Exhibits staff hosted a hands-on tie dye event for adults at the Makerplace. Originally scheduled to take place in the parking lot, extreme heat and anticipated storms saw the event quickly and efficiently moved into the Art Space thanks to the quick work and extra support of Makerplace staff. The event was split into four one-hour long sessions in which 15 attendees worked with library staff to tie dye up to two shirts. Fifty tie dyers joined us throughout the afternoon and evening to create beautiful mosaics on shirts, totes, and pants attendees brought from home. Nostalgic for experienced tie dyers and a new experience for novices, attendees had a blast meeting new people and creating new patterns and color combos.

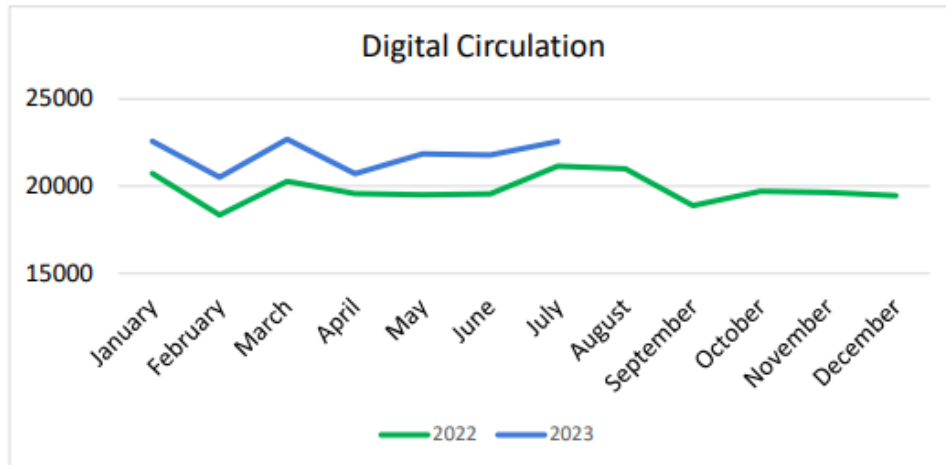
'Inspired By' Chef Nights Continue

On July 20, Programs & Exhibits Manager Jennifer Czajka welcomed 17 culinary attendees to the third in a new, staff-led series: Inspired By "Chef" Nights. Jennifer selected home chef Deb Perelman of Smitten Kitchen and her three books and treasure trove of recipes to serve as the night's inspiration. Deb's career in food began in 2006 with a blog where she showcased unfussy recipes tested in her tiny New York kitchen. Surprisingly, none of the 17 attendees were familiar with Deb's work but they loved learning three staple recipes from her collection: A buttermilk biscuit, Mediterranean Feta, and zucchini pasta, made with fresh zucchini and basil from the library's Giving Garden plot. Each recipe challenged the tables to work together to collaborate and make decisions – how much sugar they wanted to add to their biscuits, which size they preferred, what toppings they liked and how many for their baked feta, etc. The last recipe was prepared by Jennifer, family style, and everybody left full and happy with new friends, new recipes and a new chef to keep an eye on.



Digital Circulation

The library's digital circulation is up significantly in 2023 as compared to 2022. Digital circulation includes materials checked out from cloudLibrary, hoopla, and Kanopy. In 2022, the average digital circulation each month was 19,805; in 2023 the average is 21,797 circulations each month. An increase of 1,992 each month! This is a trend that is expected to continue throughout 2023 and into 2024.



Illinois Libraries Presents

Illinois Libraries Presents has received the Hugh C. Atkinson Award for Interlibrary Cooperation from the Illinois Library Association. The award will be presented during the 2023 ILA Annual Conference. Congratulations and thank you to Jennifer Czajka, Programs and Exhibits Manager, for serving on the ILP Steering Committee and helping to create the collaborative consortium.



Arlington Heights Memorial Library

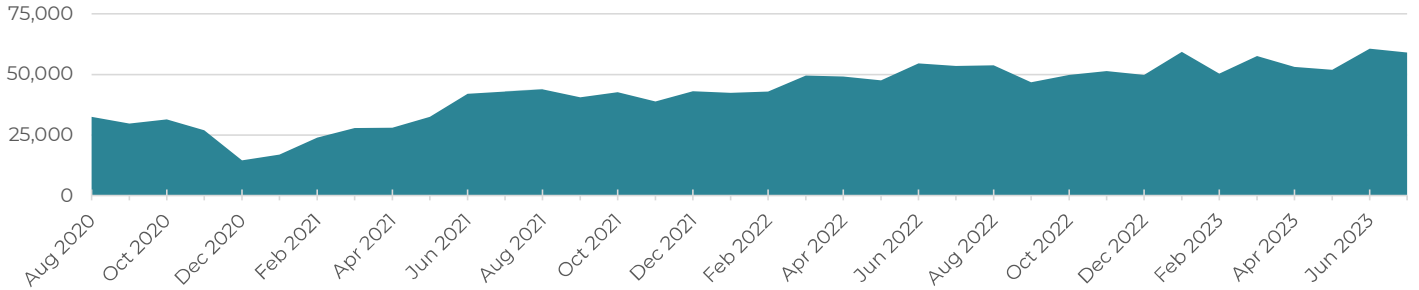
July 2023 Dashboard

Library Visits

83.7% of library customers in July visited the Main Library. Year to date, library visits are up 15.4%.

	July			2023 YTD	2022 YTD	Change
Main Library	49,457	83.7%		327,693	276,706	18.4%
Drive-Up	5,161	8.7%		35,811	38,183	-6.2%
Bookmobile	2,182	3.7%		13,222	10,919	21.1%
Makerplace	1,294	2.2%		7,933	6,916	14.7%
Senior Center	995	1.7%		7,237	6,942	4.2%
Total	59,089	100%		391,896	339,666	15.4%

Total Visits



Room Use	July	2023 YTD	2022 YTD	Change	Trend
Hendrickson Room	9	89	57	56.1%	
Conference Rooms	1,071	8,210	6,624	23.9%	
Total	1,080	8,299	6,681	24.2%	<i>August 2022-July 2023</i>

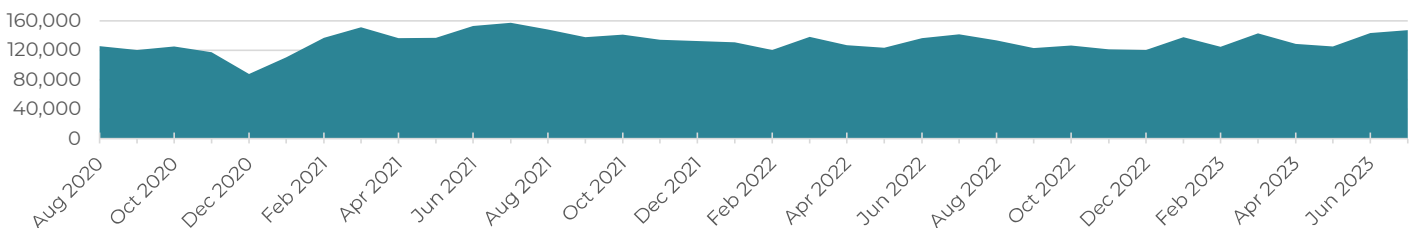
Library Cards ¹	July	2023 YTD	2022 YTD	Change	Trend
Resident	557	2,932	2,835	3.4%	
Reciprocal	125	898	643	39.7%	
Purchased	0	3	4	-25.0%	
Total	682	3,833	3,482	10.1%	<i>August 2022-July 2023</i>

Circulation

15.3% of checkouts in July were Downloadable items. Year to date, total checkouts are up 3.4%.

	July			2023 YTD	2022 YTD	Change
Print	86,755	58.9%		549,739	531,233	3.5%
Audiovisual	27,870	18.9%		180,948	192,010	-5.8%
Downloadable	22,541	15.3%		152,585	136,374	11.9%
Other	9,739	6.6%		63,391	55,832	13.5%
ILL	349	0.2%		2,568	2,549	0.7%
Total	147,254	100%		949,231	917,998	3.4%

Total Checkouts



¹ New cards only. Does not include renewals.

Arlington Heights Memorial Library

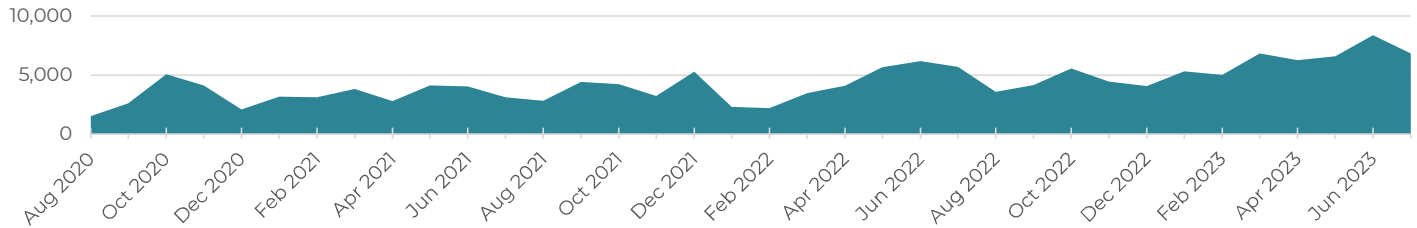
July 2023 Dashboard

Programs

3,389 customers attended Children programs in July, which represents 49.6% of all program attendees. Year to date, program attendance is up 52.8% across all audiences and program sessions are up 5.8%.

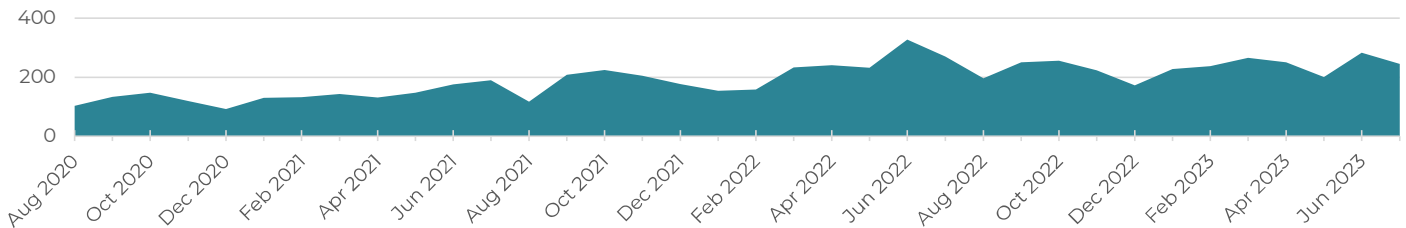
Attendance	July		2023 YTD	2022 YTD	Change
Children	3,389	49.6%	23,441	11,621	101.7%
Adult	3,225	47.2%	19,205	15,076	27.4%
Teen	223	3.3%	2,583	2,896	-10.8%
	6,837	100%	45,229	29,593	52.8%

Attendance



Sessions	July		2023 YTD	2022 YTD	Change
Adult	135	55.1%	1,073	1,015	5.7%
Children	85	34.7%	518	474	9.3%
Teen	25	10.2%	121	129	-6.2%
	245	100%	1,712	1,618	5.8%

Sessions



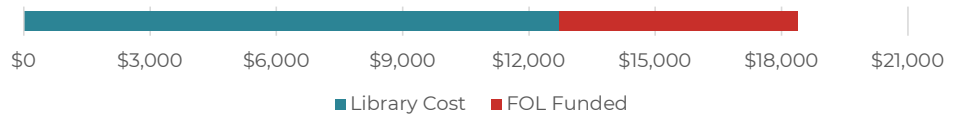
Total Program Cost

\$18,386.31

FOL Funded

\$5,662.00

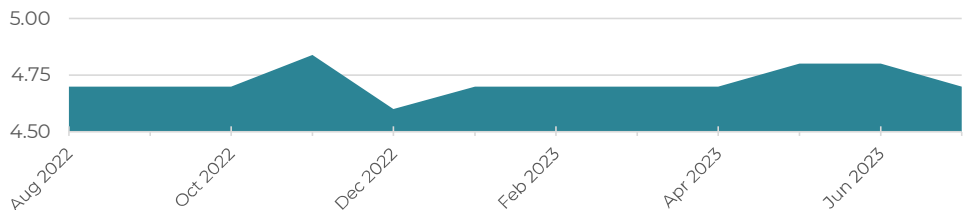
30.8%



Program Satisfaction

4.7 / 5

out of 86 programs



Supplementary Programs and Activities²

	July	Trend	2023 YTD	2022 YTD	Change
Attendance	2,600		30,861	21,999	40.3%
Sessions	23		167	165	1.2%

August 2022-July 2023

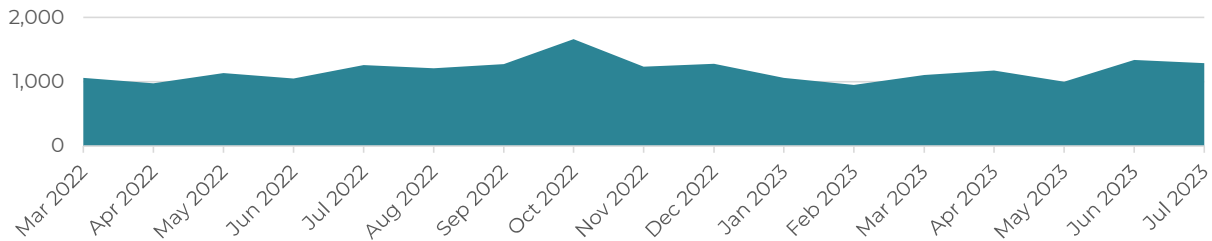
²Supplementary programs and activities are planned events where customers participate on their own, instead of at a designated time with a group. Registration is not required.

Arlington Heights Memorial Library Makerplace

July 2023 Dashboard

	July	% New Users	2023 YTD	2022 YTD	Change
Makerplace Visits	1,294	6.7%	7,933	6,916	14.7%
New Users³	July		2023 YTD	2022 YTD	Change
Makerplace	69	79.3%	398	307	29.6%
Kitchen	13	14.9%	117	143	-18.2%
Makerplace & Kitchen	5	5.7%	79	209	-62.2%
Total	87	100%	594	659	-9.9%

Total Visits



	July	% New Users	2023 YTD	2022 YTD	Change
Equipment Usage⁴					
Fabrication	186	56.9%	1,053	656	60.5%
Small Tools	55	16.8%	343	84	308.3%
Sewing	39	11.9%	288	194	48.5%
Technology	44	13.5%	224	118	89.8%
Art	3	0.9%	27	15	80.0%
Total	327	100%	1,935	1,067	81.3%

	July	% New Users	2023 YTD	2022 YTD	Change
Program Attendance⁵					
Culinary	91	39.9%	734	632	16.1%
Maker	122	53.5%	570	466	22.3%
Tour	15	6.6%	116	146	-20.5%
Other	0	0.0%	33	28	17.9%
Total	228	100%	1,453	1,272	14.2%

	July	2023 YTD	2022 YTD	Change
3D Print Jobs	107	952	397	140%

	July
eLearning⁶	297

³ Measured by number of waivers signed for maker/fabrication, kitchen, or both

⁴ **Fabrication**: all fabrication room equipment except 3D printers; **Small Tools**: soldering irons, hand tools; **Technology**: design computers

⁵ **Culinary**: kitchen programming; **Maker**: hands on making programs (3D printing, laser cutting, sewing); **Tour**: attendance of facility tours prescheduled or drop-in

⁶ Niche Academy views of Makerplace resources

**ARLINGTON HEIGHTS MEMORIAL LIBRARY
FINANCIAL DASHBOARD
AUGUST 2023 BOARD MEETING**

58% of Fiscal Year Lapsed			
Fiscal Year - 2023			
	Full Year	Year to Date	
	<u>Budget</u>	<u>Actual</u>	<u>%</u>
REVENUES			
Taxes	\$ 15,212,000	\$ 8,137,410	53%
Intergovernmental	\$ 114,572	\$ 114,572	100%
Fees	\$ 31,600	\$ 26,872	85%
Fines	\$ 10,000	\$ 8,513	85%
Interest	\$ 5,000	\$ 273,641	5473%
Other	\$ 191,400	\$ 50,096	26%
Total Revenues	\$ 15,564,572	\$ 8,611,104	55%
EXPENDITURES			
Personal Services	\$ 11,848,627	\$ 6,345,184	54%
Contractual Services	\$ 1,797,123	\$ 1,067,880	59%
Commodities	\$ 2,246,902	\$ 1,319,031	59%
Other Charges	\$ 54,564	\$ 10,958	20%
Property	\$ 98,590	\$ 45,328	46%
Total Operating Expenditures	\$ 16,045,806	\$ 8,788,380	55%
YTD b/(w)	\$571,673		
Capital Expenditures	\$ 1,780,413	\$ 215,156	12%
Total Expenditures	\$ 17,826,219	\$ 9,003,537	51%

Personnel			
	Full Time	Part Time	FTE
2023 Budget	86	164	158.56
Actual Headcount 6/30/2023	86	138	
New Hires July		1	
Separations July		8	
All Other, Net July		4	
Actual Headcount 7/31/2023	86	131	148.03
YTD Volunteer Hrs	13,881	Annualized FTE	7.12

Capital Projects			
	2023 Budget	2023 Expenses to Date	Status/Notes
<i>Engineering KW (Phases 1 &2)</i>	\$ 699,253	\$ 24,182	
<i>Circ Lockers</i>	\$ 42,500	\$ -	
<i>Hendrickson AV Equipment</i>	\$ 100,000	\$ 7,459	
<i>Staff/Public Computers</i>	\$ 187,110	\$ 168,631	
<i>Door Access Controllers</i>	\$ 27,500	\$ -	
<i>South Parking Lot Lighting</i>	\$ 15,000	\$ -	
<i>Chillers and Cooling Towers</i>	\$ 565,000	\$ 14,625	NTE \$576,912 (\$549,440 + 5% contingency)
<i>All Gender Restroom</i>	\$ 30,000	\$ -	
<i>Makerspace</i>			
<i>Partnership on Belmont Lot</i>	\$ 64,050	\$ -	
<i>Replace Windows</i>	\$ 50,000	\$ 259	
Total Capital Project Fund	\$ 1,780,413	\$ 215,156	12%