



# Download Zinio to Your PC, Mac, iOS, or Android Device

## Step 1: From a Web Browser / Create an Account and Select a Magazine


- ▶ Go to our website at [www.ahml.info/downloads](http://www.ahml.info/downloads).
- ▶ Click on the Zinio icon: 
- ▶ Click on “Create New Account” in the upper right corner of the screen.
- ▶ Browse or search the catalog to find a magazine you’d like to read.
- ▶ Click on the magazine and then click, “Checkout.”
- ▶ If you’d like to read the magazine on your computer, click “Start Reading.”


## Step 2: Reading Magazines on Your Device (iOS and Android)

- ▶ Download the “Zinio for Libraries” app: 
- ▶ Open the app and login using your Zinio account that you created in Step 1.
- ▶ Tap on the magazine cover to download and read:



## Step 3: Removing Individual Issues from the Zinio App

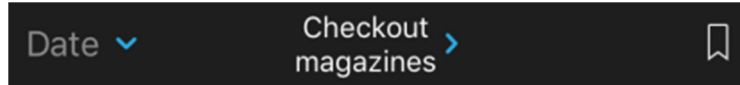
- ▶ While in the app, tap “Edit” in the top right corner: 
- ▶ Tap on the “X” in the lower right corner on the magazine you would like to remove from your device’s memory:



- ▶ When you’ve finished removing titles, tap “Done” in the top right corner.

## Notes on Zinio

- ▶ You can add additional issues from the “Zinio for Libraries” app by tapping on “Checkout Magazines” which will take you to your devices web browser where you can check out additional magazines that can then be read in the “Zinio for Libraries” app”:



- ▶ Back issues are available for all titles.
- ▶ There are no due dates or borrowing limits for magazines.
- ▶ You can leave a magazine on your device for as long as you like.
- ▶ No waiting for holds since all issues are always available to customers.

## Need More Help?

- ▶ Stop by the Tech Help desk, call us at 847-392-0100, or email [digitalservices@ahml.info](mailto:digitalservices@ahml.info)